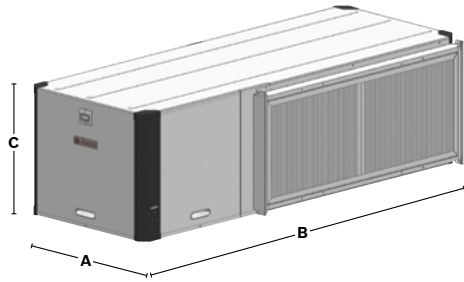
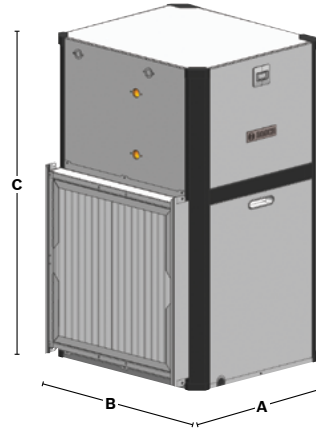


Technical Specifications


SM CDi SERIES



Horizontal



Counterflow



Vertical



Model	Greensource Dimensions (in inches)					
	Vertical/Counterflow			Horizontal		
	A (width)	B (depth)	C (height)	A (width)	B (depth)	C (height)
SM024	24.0	27.4	44.6/44.4	25.1	64.1	19.7
SM036	25.8	33.4	52.6/52.4	28.0	76.0	22.7
SM048	25.8	33.4	52.6/52.4	28.0	76.0	22.7
SM060	27.0	33.4	62.0/61.8	28.0	83.0	22.7
SM070	27.0	33.4	62.0/61.8	28.0	83.0	22.7

Model Number	Fluid Flow Rate	ARI/ISO 13256-1 Performance Data											
		Entering Water Temperatures											
		Water Loop (WLHP)				Ground Water (GWHP)				Ground Loop (GLHP)			
		86°F		68°F		59°F		50°F		77°F		32°F	
		Cooling Capacity	EER	Heating Capacity	COP	Cooling Capacity	EER	Heating Capacity	COP	Cooling Capacity	EER	Heating Capacity	COP
SM024													
Part Load	6.0	18500	18.9	21200	6.5	21700	33.6	16700	5.1	21000	28.1	14400	4.4
Full Load	6.0	25500	17.4	29200	5.6	29000	26.5	23500	4.9	26600	19.9	18000	4.1
SM036													
Part Load	9.0	29000	22.2	31000	6.5	32600	37.0	25200	5.2	31900	32.0	22400	4.7
Full Load	9.0	39000	19.0	42800	5.6	43300	28.0	35900	5.1	40800	22.0	28400	4.3
SM048													
Part Load	12.0	36700	18.9	40900	6.2	42000	33.8	33700	5.2	39900	27.8	29800	4.5
Full Load	12.0	49200	16.6	56100	5.3	55300	25.3	46300	4.7	51300	19.3	36900	4.0
SM060													
Part Load	15.0	47500	18.7	53600	5.8	53300	31.2	44300	4.8	51600	26.5	39800	4.4
Full Load	15.0	63800	17.0	73300	5.2	70200	24.4	60300	4.6	65100	18.9	48000	3.9
SM070													
Part Load	18.0	55200	17.8	64900	5.7	60800	28.5	52900	4.8	60300	25.4	46900	4.3
Full Load	18.0	71600	16.3	84000	5.1	78700	23.1	70000	4.5	73700	18.5	55300	3.8



ENERGY STAR Rated Products

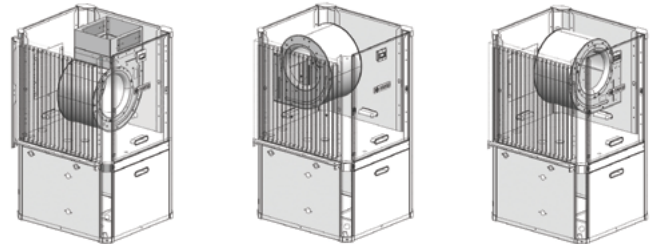


GreenSource Features



The iconic brand you and your customers know and trust has now come out with the best new product on the market! Manufactured with unmatched quality and craftsmanship here in the USA and backed by a limited 10-year parts and labor warranty, the Bosch GreenSource geothermal heat pump was specifically designed to improve the ease of service, sound quality, aesthetics and energy efficiency.

- ▶ Up to 32.0 EER at part load ground loop heat pump
- ▶ Up to 22.0 EER at full load ground loop heat pump
- ▶ Tin plated evaporator coil
- ▶ Air leakage rate of cabinet is less than 2%
- ▶ Closed cell (fiber-free) insulation



Multi-position installation

Field Configurable

With multi-positional installation, not only can you easily install our product, but you can keep your inventory low. The Bosch GreenSource geothermal heat pump is designed to be field-configured for various arrangements including air discharge (top, back or side) and air return (left or right). This means less need to stock various unit configurations and easier installations.

Ease of Service

Innovative design, high-efficiency and a reliable product means easier installations, fewer callbacks and more satisfied customers. However, when a unit needs servicing, GreenSource makes it easy. All main components including: removable electric box, blower inlet ring, wiring harnesses, and thermostat connection plug; are entirely serviceable from the front of the unit. Additionally, the easy-to-read LCD allows for fault codes to be automatically displayed, thereby cutting down on diagnostic time and identifying faults as quickly as possible.

Quiet Operation

GreenSource is equipped with an advanced sound package comprising of a unique floating base pan to isolate internal components from the exterior cabinet thereby reducing sound and vibration. Combined with high-density, closed-cell foam cabinet insulation makes the GreenSource one of the quietest units on the market.

CDi: Complete Design with Innovation

Bosch's top of the line GreenSource geothermal heat pump is now available. The CDi series, which stands for Complete Design with Innovation, is built and tested to be one of the highest efficiency and most reliable units on the market.



Bosch Thermotechnology Corp.

555 NW 65th Court

Fort Lauderdale, FL 33309

General Inquiries: 1-866-642-3198

Contractor Technical Support: 1-800-283-3787

boschheatingandcooling.com

Printed on Elemental Chlorine Free, FSC-certified, minimum 10% PCW paper with vegetable-based inks.

8733904587 1-15

Copyright © 2015 Bosch Thermotechnology Corp. All rights reserved. Subject to change without notice.



BOSCH
Invented for life